

# FREE LEGAL AID FOR REFUGEES AND ASYLUM SEEKERS




**If you cannot return to your country due to the fear of persecution or danger, contact us. IDEAS lawyers will assist you free of charge to seek protection in the Republic of Serbia.**

The right to asylum is a basic human right that allows you to request protection in another country, stay there legally, and start a new life if it is unsafe for you to go back to your home country.



SCAN THE  
QR CODE  
FOR LEGAL AID



## Here are some of the reasons you may qualify for asylum:

You fear going back to your country due to threats of violence, abuse, punishment, or rights violations (like the right to work, education, healthcare, legal protection) because of your political beliefs, religion, race, ethnicity, sexual orientation, gender identity, being a child or woman, or if you refused to participate in war and harm others.

You are fleeing war, political unrest or widespread violence in your country.

You had to leave and protect yourself and your family due to other serious reasons.

**ASYLUM**



# How can I get asylum in Serbia, and what kind of legal aid do I have in the asylum procedure?


## STEPS IN ASYLUM PROCEDURE

To seek asylum in Serbia, you need to go through a process called the asylum procedure. During this process, state authorities will assess whether you qualify for asylum and what type of protection you may receive. The asylum procedure consists of five steps, and it's important to know that you can get assistance from IDEAS legal counsellors at each step. Remember that you are not alone, and help is available to you.

## FREE LEGAL AID PROVIDED BY IDEAS LEGAL COUNSELLORS/ REPRESENTATIVES

# 1

**Express your intention to apply for asylum in Serbia to a police officer.**



If you're unsure whether to apply for asylum in Serbia, you can speak with **legal counsellors** who will provide you with sufficient information to make an informed decision. Your conversations with **legal counsellors** remain confidential throughout the procedure, so you don't have to worry. It is essential to tell the truth to your **legal counsellors** so they can offer specific advice tailored to your case. This information will enable you to decide whether seeking asylum in Serbia is the right choice for you.


The **legal counsellors** will assist you in filing an asylum claim and discuss with you in detail the reasons for leaving your home country and why return is not feasible.

You have an option to request a male or female **legal counsellor** to be your representative.

Prior to expressing your intention, the **legal counsellors** will provide you with a comprehensive explanation of **all** the steps in the asylum procedure, as well as your rights and responsibilities.

# 2

**Your application will be registered, and authorities will take your photo, fingerprints, and personal details and ask you to see your identity documents.**



If you're unsure about how to express your intention to apply for asylum, legal counsellors can assist or even accompany you to the police station for registration. Should any issues arise during registration, you can call the legal counsellor for help.

# 3

**Submit your asylum claim to the Asylum Office. Upon submission, you will be granted the status of an asylum seeker, allowing you to legally stay in Serbia and enjoy different rights.**



Should you wish for IDEAS to represent you in the asylum procedure, you will need to sign a power of attorney, and we will become your legal representatives, helping you at each step of the way.

Once your asylum claim is submitted to the Asylum Office, you will be granted asylum seeker status allowing you the legal right to stay in Serbia, and access essential services such as healthcare and education, with the right to work after six months.

# 4

**After a period, you'll be summoned for an interview by state authorities. During this interview, you will be asked to provide detailed reasons why you had to leave your home country and why you cannot return.**



The legal representatives will notify you of your asylum interview date and schedule a meeting to prepare you for the official interview.

The interview is very important, and we will help you prepare for it. An interpreter will be present during the interview to ensure you understand everything well. If you have difficulty understanding, please inform your legal representative immediately.

During the interview, your legal representative will be present to support you. The interview will be conducted by an officer from the Asylum Office, but your legal representative can ask clarifying questions at the end of the interview to ensure a complete understanding of your case. It is very important to present your story truthfully and clearly during the interview. Interviews can last a few hours, so let your representative know if you need a break or have any other needs.

# 5

**Following the asylum interview, state authorities will inform you of their decision regarding your asylum status.**



The decision can be positive, granting you asylum and safety in Serbia. You will be thoroughly informed about all the steps you need to take and all your rights.



# 6

**In case of a negative decision, you have the right to appeal, and legal representatives can assist you throughout this process.**



In case of a negative decision and if you believe a mistake has been made, you can appeal against the decision. The legal representative will assist you in filing an appeal. During the appeal process, you are still an asylum seeker and have the same rights, and you can safely stay in Serbia.

If you did not have a legal representation beforehand and receive a negative decision, contact us right away. The appeal deadline is 15 days from the date you receive the decision.

## Getting Free Legal Aid from IDEAS?

There are many ways to get free legal aid from IDEAS. You can:

Contact IDEAS directly via phone or Facebook page.

Approach legal counsellors at the asylum centres on specific days of the week.

Tell asylum centre staff or NGO staff from CRPC, Sigma Plus, Indigo or UNHCR that you need free legal aid.

At the first meeting with IDEAS legal counsellors, you will discuss your reasons for leaving your home country and why you cannot return. Based on this, IDEAS will determine if we can represent you.

Even if we are unable to represent you, we will still provide detailed information about the asylum procedure if you are interested and advise you on protecting your rights. Also, remember that everything you share with us remains confidential and will not be disclosed without your consent.

**Remember,  
IDEAS provides legal aid as a UNHCR partner,  
and it is entirely free of charge!**

Contact information:

Phone: +381 69 565 72 54

Facebook: @IDEASLegalAid

Email: legalaid@ideje.rs